
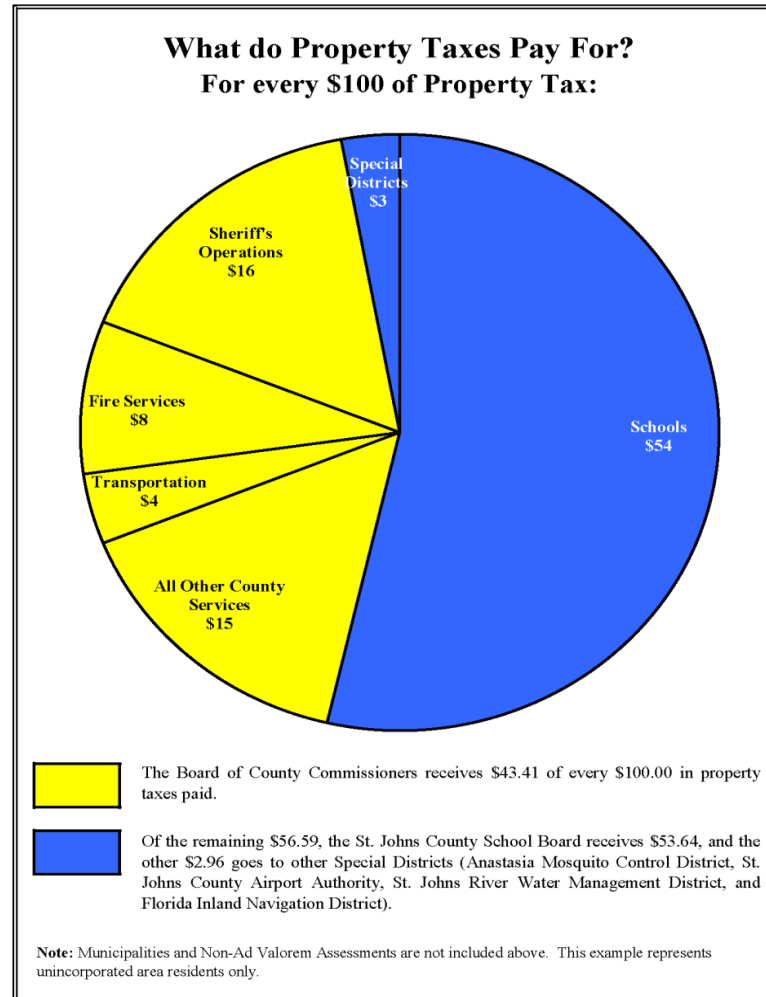


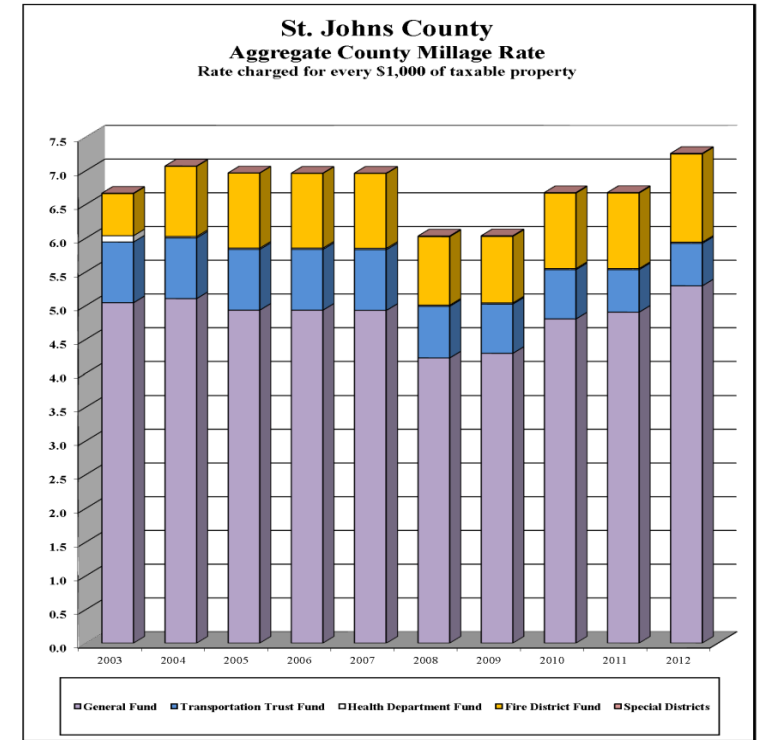
St. Johns County Florida Budget in Brief Fiscal Year 2012



The Space Shuttle passing over the Vilano Bridge



St. Johns County
Office of Management & Budget
(904) 209-0565
www.sjcfl.us



St. Johns County Average Property Tax Statement Example 2011 Real Estate Property

Market value	Assessed value	Exemptions	Taxable Value
\$237,619	\$233,443	\$50,000	\$183,443

Taxing Authority	Millage	Property Tax \$
St. Johns County:		
General Fund	5.2900	\$970.41
Transportation	0.6300	\$115.57
Fire District - Special District	1.4000	\$256.82
County Health Department	0.0171	\$3.14
Subtotal	7.3371	\$1,345.94
St. Johns County School District	7.9790	\$1,663.17
Subtotal	7.9790	\$1,663.17
St. Johns Water Management District	0.3313	\$60.77
Subtotal	0.3313	\$60.77
Independent Special Districts:		
Anastasia Mosquito Control	0.1325	\$24.31
Airport Authority	0.0000	\$0.00
Florida Inland Navigation District	0.0345	\$6.33
Subtotal	0.1670	\$30.63
Total Taxes		\$3,100.52
St. Johns County Taxes (43.41%)		\$1,345.94
All Other Taxes (56.59%)		\$1,754.58
Total Taxes		\$3,100.52

Municipalities are not included above. This example represents unincorporated area residents only (those who live outside city limits). For details on Independent Special Districts the County's Tax Collector can be contacted at 904-823-2250.

Actual tax bill may also contain *non-ad valorem assessments* which are not reflected above, such as assessments for roads, drainage, garbage collection, lighting, water, sewer, or other governmental services and facilities that may be legally levied by the County, City, or any Special District.

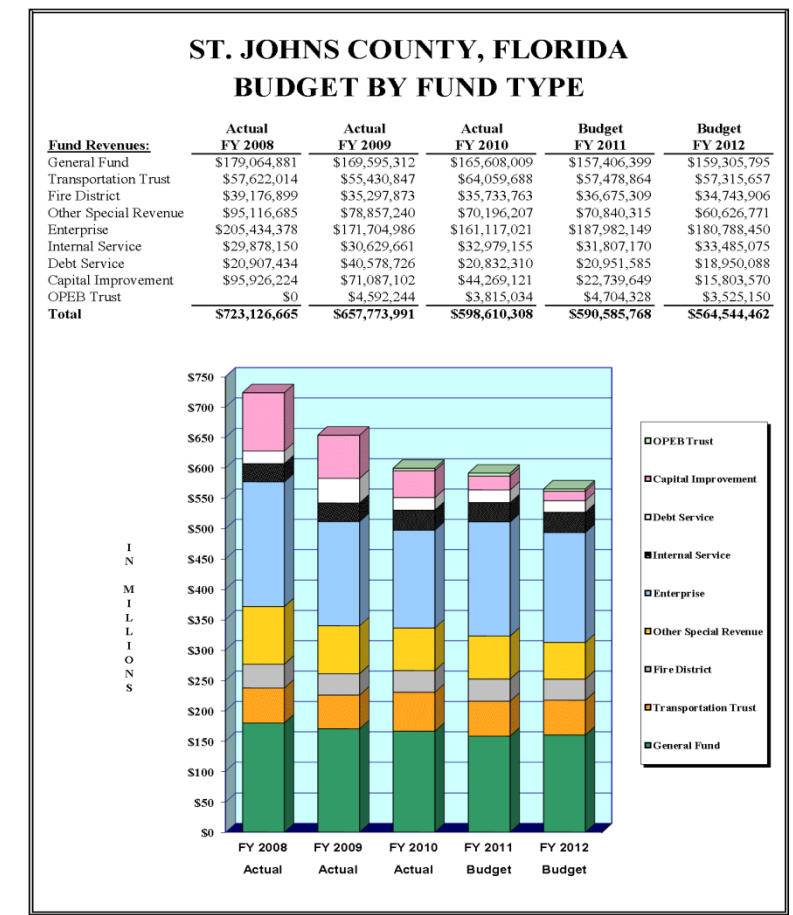
St. Johns County

Adopted FY 2012 Budget

In the past 30 years St. Johns County has experienced [population growth](#) from 51,303 to the latest Census population of 190,939. In another 20 years, it is estimated that the County will be home to over 250,000 residents.

The FY 2012 [County Budget](#) decreased over \$26 million or 4.4% from the previous year. Capital Improvement Project expenditures continue to decline as the County completed several capital projects during the prior year.

Due to the cumulative effects of property tax reform combined with several consecutive years of assessed taxable property devaluation, the [countywide](#) millage rate for FY 2012 was increased 9% to 6.0471 mils. Despite the millage rate increase, overall assessed County property taxes, excluding new construction, increased less than 2% on average.



St. Johns County Combined FY 2012 Budget Summary Revenues and Expenditures

Fund Type:	General Fund	Special Revenue	Enterprise Funds	Internal Service	Debt Service	Capital Improvement	Total All Funds
REVENUES							
Ad Valorem Taxes	\$92,163,837	\$34,951,103	\$0	\$0	\$0	\$0	\$127,114,940
All Other Taxes	2,204,864	7,379,743	550,000	0	0	0	10,134,607
Special Assessments	0	3,030,045	535,597	0	361,866	0	3,927,508
Licenses & Permits	270,000	3,066,162	0	0	0	0	3,336,162
Intergovernmental	17,169,948	16,633,150	684,919	0	10,096,708	4,301,973	48,886,698
Charges for Services	7,225,662	11,451,897	56,042,416	21,739,726	0	0	96,459,701
Fines and Forfeitures	366,430	1,520,440	7,596	0	0	0	1,894,466
Interest Income	298,000	366,442	822,630	534,030	4,550	10,250	2,035,902
Debt Proceeds	1,440,000	0	23,949,025	0	0	0	25,389,025
Miscellaneous	1,153,062	393,043	191,976	0	0	0	1,738,081
Admin. Fee Reduction	0	(78,413)	0	0	0	0	(78,413)
Statutory Reduction	(5,636,364)	(3,240,772)	0	(1,300)	(18,323)	(513)	(8,897,272)
Transfers In	5,561,268	603,322	472,088	2,166,059	4,675,742	711,505	14,189,984
Fund Balance	37,089,088	76,610,172	97,532,203	12,571,710	3,829,545	10,780,355	238,413,073
TOTAL	\$159,305,795	\$152,686,334	\$180,788,450	\$37,010,225	\$18,950,088	\$15,803,570	\$564,544,462

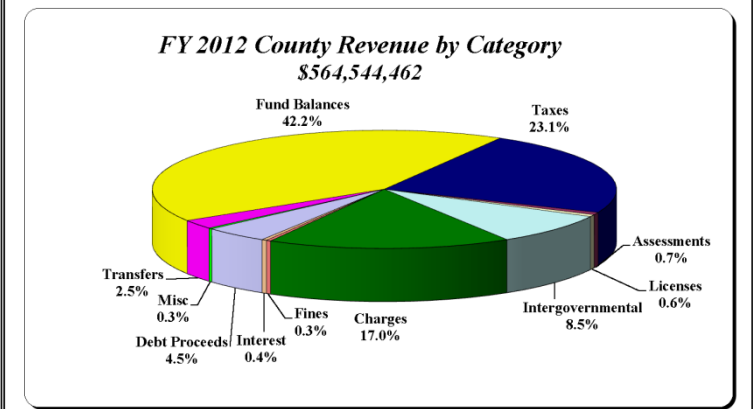
Fund Type:	General Fund	Special Revenue	Enterprise Funds	Internal Service	Debt Service	Capital Improvement	Total All Funds
EXPENDITURES							
Salaries	\$22,564,080	\$22,801,033	\$7,352,515	\$123,112	\$0	\$47,506	\$52,888,246
Benefits	8,386,049	8,657,562	2,635,220	21,677,308	0	15,536	41,371,675
Operating Expense	19,764,833	38,122,867	42,871,755	103,401	18,738	4,467,758	105,349,352
Capital Outlay	1,002,023	14,484,281	62,421,343	0	0	8,672,445	86,580,092
Constitutionals	63,111,890	2,020,310	0	0	0	0	65,132,200
Grants & Aids	4,389,496	1,094,779	0	0	0	740,160	6,224,435
Debt Service	0	7,439	15,647,286	0	15,402,081	863,604	31,920,410
Transfers Out	1,918,749	5,845,176	0	2,166,059	0	0	9,929,984
Reserves	38,168,675	59,652,887	49,860,331	12,940,345	3,529,269	996,561	165,148,068
TOTAL	\$159,305,795	\$152,686,334	\$180,788,450	\$37,010,225	\$18,950,088	\$15,803,570	\$564,544,462

Board FTE's	507.91	469.50	181.75	2.25	0.00	1.00	1,162.41
--------------------	--------	--------	--------	------	------	------	----------

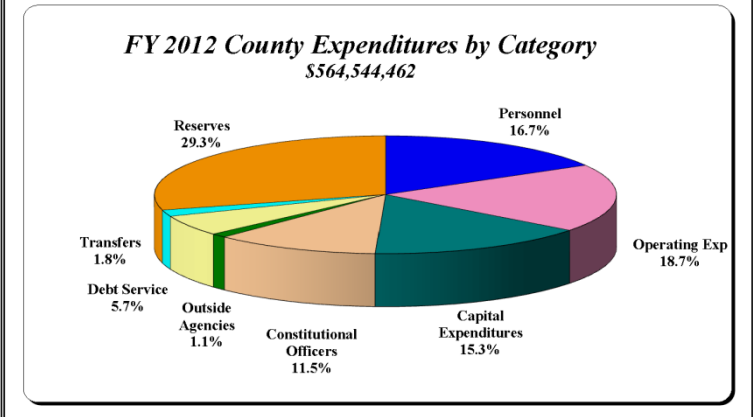
Note: Under governmental accounting, Internal Service Funds have the effect of double-counting expenditures (primarily "Benefits" above) since Internal Service fund charges are also reflected in the expenditures ("Benefits") of County departments in other Funds.

The Adopted FY 2012 County Budget

Where the money will come from...



Where the money will go to...



Total [Capital Improvement Project](#) expenditures for FY 2012 have decreased to about \$95.4 million or 16.9% of the total expenditure budget. One of the single largest expenditures in the Capital Improvement Plan is a \$29.7 million new wastewater treatment plant that Utilities Services plans for the northwest part of the County. The Transportation Trust Fund also plans to spend \$2.7 million in FY 2012 for safety improvements at the CR 210 / I-95 Interchange.

Large [capital project expenditures](#) include \$62.9 million for Utility Services improvements, \$21.8 million for County Transportation improvements and \$6.2 million for Park projects.

*Constitutional Officers are separately elected: Sheriff, Clerk of Courts, Property Appraiser, Supervisor of Elections, and the Tax Collector.

- #### Key Budget Issues
- Manage and Control Growth
 - Transition Fire Services from a Volunteer to a Professional Basis
 - Improve County Transportation
 - Improve Public Safety
 - Expand County Parks and Libraries
 - Compensate County Employees Appropriately and Maintain Technology to Maximize Productivity
 - Limit Tax Rates or Service Charges
 - Promote Economic Development
 - Improve Communications and Services to Citizens